

Burlington Supercentre

2025 GUELPH LINE, BURLINGTON, ONTARIO

Anchored by Fortinos, Burlington Supercentre has recently undergone a major redevelopment. Key tenants in Burlington Supercentre include Joe Fresh, CIBC, LCBO, The Beer Store, Dollarama and Anytime Fitness. Burlington Supercentre enjoys excellent traffic and visibility along the Upper Middle Road retail corridor and is surrounded by an established residential neighborhood.



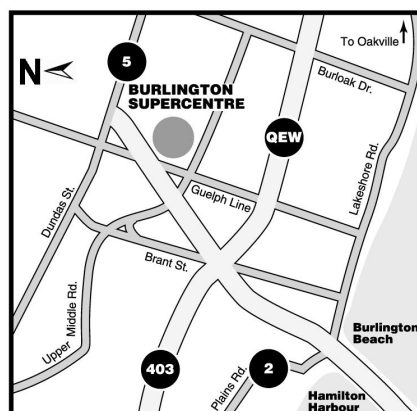
RETAIL

TYPE OF CENTRE Enclosed Regional Supercentre

GLA OF CENTRE 178,389 Square Feet

NUMBER OF STORES 18

PARKING 800 Spaces Approximately



**FOR LEASING
INQUIRIES:**

Carmela Corrado
ccorrado@arcturusrealty.com

TEL: (416) 232-3035
FAX: (416) 232-3021

This information is for discussion and marketing purposes only. Plans may not be to scale. 2013.

www.arcturusrealty.com

Burlington Supercentre

2025 GUELPH LINE, BURLINGTON, ONTARIO

Demographic Summary	Radius 0 - 5 km		Radius 0 - 10 km	
	Total	%	Total	%
Characteristic				
Age Group/Cohort	111,857		209,994	
0-4 years	6,120	5%	12,791	6%
5-19 years	21,824	20%	40,658	19%
20-24 years	6,566	6%	11,331	5%
25-34 years	13,777	12%	25,621	12%
35-44 years	18,154	16%	35,184	17%
45-54 years	17,060	15%	30,976	15%
55-64 years	13,072	12%	23,517	11%
65-74 years	8,035	7%	15,386	7%
75-84 years	5,512	5%	11,210	5%
85+ years	1,645	1%	3,585	2%
Total Daytime Population	129,765		234,141	
at Home	60,014	46%	118,603	51%
at Work	69,751	54%	115,538	49%
Marital Status				
Marital Status Total Pop 15yrs+	91,355		169,957	
Single (never married)	26,138	29%	45,557	27%
Married (not separated)	49,975	55%	96,966	57%
Dwellings				
Total	42,955		78,820	
Owned	33,507	78%	63,699	81%
Rented	9,336	22%	15,041	19%
Single-detached house	21,449	50%	44,885	57%
Semi-detached house	1,869	4%	3,104	4%
Apartments	10,731	25%	17,450	22%
Avg. value of dwelling	\$326,434		\$356,023	
Avg. Major Monthly payments	\$1,286		\$1,338	
Avg. gross monthly rent	\$891		\$904	
Households	42,999		78,902	
Private Households By Size	42,999		78,902	
1 person	10,092	23%	17,212	22%
2 persons	14,357	33%	26,519	34%
3 persons	7,074	16%	13,144	17%
4 - 5 persons	10,520	24%	20,214	26%
6 or more persons	953	2%	1,813	2%
Avg. No. of Persons Per Hhld	2.58		2.63	
Ethnicity & Language				
Top 5 Ethnic Origins	English Canadian Scottish Irish French		English Scottish Canadian Irish German	
Mother Tongue	109,777		205,651	
English	89,819	82%	168,553	82%
French	2,097	2%	3,628	2%
Non-official languages	17,676	16%	33,137	16%
Education by Highest Level of Schooling				
Without Certificate, Diploma or Degree	14,146	13%	25,253	12%
High School Certificate	24,473	22%	43,966	21%
Trades Certificate or Diploma	5,983	5%	11,245	5%
Other Non University Certificate/Diploma	20,177	18%	36,486	18%
University Certificate, Diploma or Degree	24,684	22%	48,997	24%
By Household Income (\$)				
Total Number of Households	42,757		78,637	
Under \$10,000	940	2%	1,657	2%
\$10,000 - \$19,999	2,270	5%	3,887	5%
\$20,000 - \$29,999	2,766	6%	4,602	6%
\$30,000 - \$39,999	3,386	8%	5,820	7%
\$40,000 - \$49,999	3,393	8%	6,008	8%
\$50,000 - \$59,999	3,329	8%	5,904	8%
\$60,000 - \$69,999	3,344	8%	5,801	7%
\$70,000 - \$79,999	3,337	8%	5,728	7%
\$80,000 - \$89,999	2,828	7%	5,317	7%
\$90,000 - \$99,999	2,635	6%	4,675	6%
\$100,000 and over	13,954	33%	28,170	36%
Average household income	\$91,822		\$96,087	

Hillpark Research. 2011

Burlington Supercentre

2025 Guelph Line, **Burlington, Ontario**

Tenant Listing

UNIT	TENANT	Sq. Ft.
101	Fortino's	88,717
102	Cruiseshipcentres	1,540
103	Subway	1,272
105	Central Hair Care	1,020
106	Eramosa Physio	1,420
107	Baskin Robbins	953
125	CIBC	4,944
129	LCBO	12,500
131	Dollarama	9,219
132	Nails For You	1,285
133	Anytime Fitness	4,800
135	The Beer Store	5,486
148	Big Lots	30,497
151	Gino's Pizza	553
180	Kerpel Shoe Service	371
181	Cadet Cleaners	590
145	Dental Health Group	5,176
143	Picture Source (Available)	1015

FOR LEASING

INQUIRIES:

Carmela Corrado

ccorrado@arcturusrealty.com

TEL: (416) 232-3035

FAX: (416) 232-3021

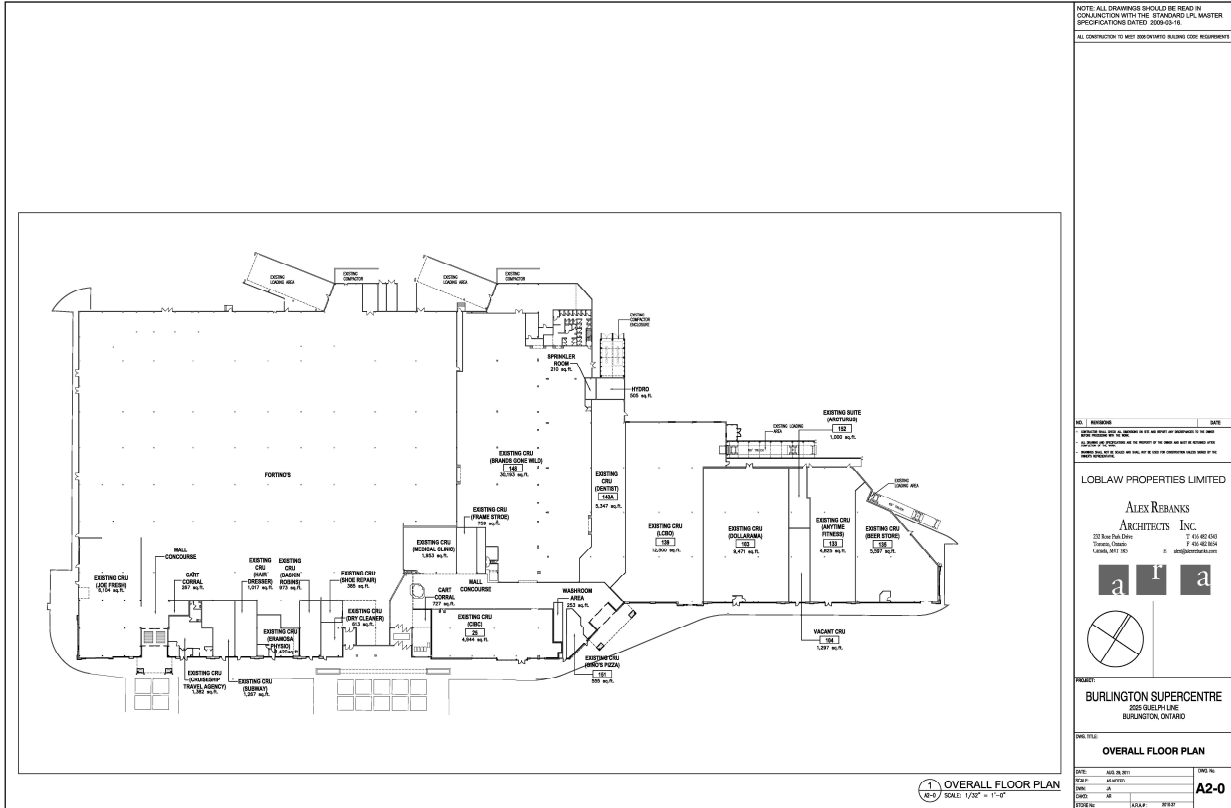
This information is for discussion and marketing purposes only. Plans may not be to scale. 2013.

www.arcturusrealty.com

Burlington Supercentre

2025 GUELPH LINE, BURLINGTON, ONTARIO

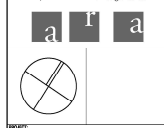
Siteplan



NOTE: ALL DRAWINGS SHOULD BE READ IN CONJUNCTION WITH THE STANDARD MASTER SPECIFICATIONS DATED 2008-03-10.
 ALL CONTRACTORS TO MEET BIDDING/PROPOSAL CODE REQUIREMENTS

NO.	REVISION	DATE

LOBLAW PROPERTIES LIMITED
 ALEX REBANKS ARCHITECTS INC.
 232 Bay St. Suite 400
 Toronto, Ontario
 Canada, M5H 1B2
 T: 416-462-0300
 F: 416-462-0304
 E: alex@alexrebanks.com



PROJECT:
BURLINGTON SUPERCENTRE
 2025 GUELPH LINE
 BURLINGTON, ONTARIO

DRAWING TITLE:
OVERALL FLOOR PLAN

DATE	BY	CHKD BY	DATE

1 OVERALL FLOOR PLAN
 (A-S) SCALE: 1/8" = 1'-0"

The information contained herein comes from sources considered reliable, however Arcturus Realty Corporation does not warrant, represent or assume any responsibility for its accuracy or completeness. All information is approximate and is subject to errors, omissions, changes (including price and other material terms), or withdrawal without notice. This is not to be considered an offer to sell/lease nor to be providing any legal, tax or other professional advice. It is recommended that qualified professionals be retained to verify all information.



425 Bloor St. East, Suite 400, Toronto, Ontario M4W 3R4
 TEL: (416) 232-3020 FAX: (416) 232-3021 TOLL FREE: 1-888-860-6974